



Welcome to the Unley Libraries Babytime Program. The Babytime program is aimed at 0-2 year olds and their parents, grandparents and caregivers.

Babytime is more than a storytime session. It is a literacy and language development program of fun filled sessions involving parents/grandparents/carers and their babies enjoying nursery rhymes, lullabies, songs, finger plays, action games and interaction through the use of board books and picture books.

The program aims to

- Establish and foster babies first experiences listening to stories, songs and rhymes
- Develop and nurture a child's love of literature and libraries
- Provide direction and ideas for parents about how to enjoy books with their baby
- Encourage interaction and strengthen the bond between parent and child

### **Babies need books too.**

It is never too early to begin reading to your baby. Language development starts at birth and children learn the foundation skills of literacy in their first three years. Babies who are regularly read to develop listening skills and attentiveness and a familiarity with printed words which gives them a head start with reading and writing.

#### ***What do babies get from books?***

- From regular reading with your baby he/she will learn to associate books and stories with parental time and attention.
- A book provides a special time between parent and baby to laugh, explore, play, cuddle and talk. Babies are comforted by the sound and rhythm of your voice.
- Babies will hear book language; learn how to hold a book and how to turn the pages.
- Babies will hear rhymes and repetition
- Babies will learn to look at pictures and to make stories from pictures
- Babies also begin to understand the difference between text and illustrations, that the black marks are print and the images are pictures

### ***How to share books with babies?***

- Reading can happen anytime/ anywhere.
- Read when your baby is alert and shows an interest in what is happening around him/her.
- Sit comfortably with your baby. Try to look at both the book and your baby so you can see your baby's reactions and your baby can see your facial expressions.
- Hold the book about 20-25cm from your baby's face.
- Let your baby guide you. If he/she becomes distracted or upset, stop and try again later.
- Reading is a sensory experience. Books can be touched, sucked and held.
- Talk about what's going on in the pictures and story. You don't have to read the words that are written on the page. Make up your own stories to go along with the pictures – Make it about your baby and their world.
- Point out things on the page: *"Oh look it's a puppy dog. What noise does a puppy make? Woof woof"*
- Ask questions then answer them yourself eg: *What's in that little egg? Oh it's a tiny caterpillar*
- Use silly voices, make animal noises and funny sound effects
- Try singing, tickling, clapping and stamping.
- Use nursery rhymes.
- Don't be concerned if you don't finish the whole book. Reading just one or a couple of pages is fine. Your baby's attention span will increase as he/she develops.
- Re read a favourite but be sure to introduce new books as well
- Read books every day.
- Keep plenty of books around the house and make sure they are at a low level so your baby can reach them easily when he/she starts to crawl.
- HAVE FUN and enjoy this special time with your baby

### ***Which books are suitable for my baby?***

Babies respond well to books with simple bright clear pictures, with few words on each page.

- Cloth books
- Plastic books that can be use in the bath
- Board books
- Books with noise
- Books with flaps to open
- Touch and feel books
- Books with few or no words
- Books with rhyme and repetition
- Books with nursery rhymes
- Books with songs, hand and finger actions
- Homemade books with family photos, drawings and magazine pictures

## **Why nursery rhymes?**

Nursery rhymes make a vital contribution to early learning. Incorporating nursery rhymes and songs into your everyday routine will aid your baby's development.

- Rhymes and word play help babies to recognise sounds and stimulate language development.
- While you read, sing, play and act out nursery rhymes together you are conveying to your children that sounds make words and that **words are fun!**
- Feeling and beating rhythm and joining in counting rhymes encourage early number ideas.
- Nursery rhymes **expand children's imaginations**. People who live in shoes, dishes that run, eggs that sit on walls – what an enchanting introduction to the world of literature, storytelling, play-acting and make-believe.
- Through nursery rhymes your baby will learn new words and concepts
- Fingerplay rhymes and clapping songs are a delightful way to help children develop motor skills and co-ordination .
- Nursery rhymes introduce narrative, promote social skills, boost language development and lay the foundation for learning to read and spell.

## **For more information about reading to children**

There are many books aimed at parents that detail reading to children. Check the library catalogue for a full list.

Reading Magic - how your child can learn to read before school and other read aloud miracles	Mem Fox	ANF 372.4 FOX Civic Centre library
Rocket your child into reading	Jackie French	ANF 372. 414 Civic Centre Library
The reading bug and how you can help your child to catch it	Paul Jennings	ANF 028.5 JEN Civic Centre Library
How to get your child to love reading	Emse Raji Codell	ANF 028.55 COD Civic Centre Library

## **Special thanks**

The Unley Libraries would like to thank

- Friends of the Unley Libraries for their generous monetary donation which has enabled the purchase of books, musical instruments and props.
- Ruth Powley for her time and creativity in designing the Babytime logo.

# Rhymes, finger plays and songs A-Z

Hello Song  
Reading Song  
Goodbye Song

A sailor went to sea  
All together  
Alphabet song  
Baa Baa Black Sheep  
Baby put your pants on  
Clipety clop  
Dingle dangle scarecrow  
Five fat sausages  
Five little ducks  
Five little monkeys  
Giddy up Horsey  
Grand old duke of York  
Happy and you know it  
Heads, shoulders, knees and toes  
Here we go up up up  
Hickory Dickory dock  
Hokey Pokey  
Hot cross buns  
Humpty Dumpty  
I bounce you here  
I hear thunder  
I can sing a rainbow  
I'm a little teapot  
Incy Wincy Spider  
Jack be nimble  
Johnny works with one hammer  
Kookaburra Sits  
Little Bo Peep  
Little frog  
Little green frog  
Little Peter Rabbit  
Little Red Wagon  
Mary had a little lamb  
Nick, nack paddiwack  
Old MacDonalld had a farm

One potato  
One, two, three, four five  
One, two buckle my shoe  
Open shut them  
Pat-a-cake  
Pop goes the weasel  
Ride a cock horse  
Riding in my car  
Round and round the garden  
Row row row your boat  
Rub-a-dub-dub  
Shake my silly's out  
Shoo fly  
Skinnarmarinkydiry dink -  
Skinnarmarinkydirydoo  
Slowly, slowly  
Spot Song  
Six little ducks  
Teddy bear teddy bear  
Ten in the bed  
The cat and the fiddle  
The more we get together  
These are baby's fingers  
This little piggy  
This is the way the farmer rides  
Three jellyfish  
To market, to market  
Twinkle twinkle little star  
Two fat gentlemen  
Two little dickie birds  
We're going to the zoo  
Wheels on the bus  
Where is Thumbkin?  
Wiggerly Woo  
Zip-a-dee-doo-dah

## Hello Song

(To the tune of : Mary had a little lamb)

Everybody wave hello, wave hello, wave hello  
Everybody wave hello  
Let's have some fun  
Everybody wave hello, wave hello, wave hello  
Everybody wave hello  
Let's have some fun


*(Wave your hands throughout  
the whole song)*

---

## Reading Song

(To the tune of : Mary had a little lamb)

Now it's time to read a book  
Read a book, read a book  
Now it's time to read a book  
Let's read and have some fun



---

## Goodbye Song

(To the tune of: Farmer in the Dell)

We had a happy day  
We had a happy day  
Wave goodbye to everyone  
We had a happy day

*(Wave your hands throughout  
the whole song)*

We'll see you again  
We'll see you again  
Wave goodbye to everyone  
We'll see you again



## A Sailor Went To Sea

A sailor went to sea, sea, sea                   *(Clap lap or hands together, shield eyes from sun)*  
To see what he could see, see, see  
But all that he could see, see, see  
Was the bottom of the deep blue sea, sea, sea.

A sailor went to chop, chop, chop,                   *(Chop arm with hand)*  
To see what he could chop, chop, chop,  
But all that he could chop, chop, chop,  
Was the bottom of the deep blue chop, chop, chop.

A sailor went to knee, knee, knee,                   *(Touch baby's knee)*  
To see what he could knee, knee, knee,  
But all that he could knee, knee, knee,  
Was the bottom of the deep blue knee, knee, knee.

A sailor went to toe, toe, toe,                   *( Touch baby's foot)*  
To see what he could toe, toe, toe,  
But all that he could toe, toe, toe,  
Was the bottom of the deep blue toe, toe, toe.



---

## All together

We all clap hands together  
We all clap hands together  
We all clap hands together  
Because it's fun to do

We all stamp feet together  
We all stamp feet together  
We all stamp feet together  
Because it's fun to do

We all bounce up together  
We all bounce up together  
We all bounce up together  
Because it's fun to do

We all clap hands together  
We all clap hands together  
We all clap hands together  
Because it's fun to do

---

## Alphabet song

A B C D E F G H I J K L M N O P Q R S T U V W X Y Z

Now I know my ABC  
won't you sing along with me

A B C D E F G H I J K L M N O P Q R S T U V W X Y Z

Now I know my ABC  
Won't you sing along with me

---



## Baa Baa Black Sheep

Baa baa black sheep have you any wool,  
Yes Sir, yes Sir, three bags full,  
One for the Master and one for the Dame,  
One for the little boy who lives down the lane.



## Baby Put Your Pants On

Baby put your pants on, pants on, pants on,  
Baby put your pants on, 1 2 3.

Baby put your shirt on, shirt on, shirt on,  
Baby put your shirt on, 1 2 3.

Baby put your shoes on, shoes on, shoes on  
Baby put your shoes on, 1 2 3.

Baby put your hat on, hat on, hat on  
Baby put your hat on 1 2 3.

Now that you're all dressed, all dressed,  
all dressed,  
Now that you're all dressed, let's go play.

---



## Clipety clop

Clip, clip, clipety clop

(Bounce baby)

Clipety, clipety clop

The old grey mare goes up and down

(lift baby up and down)

Until it's time to stop

(stop bouncing)

---

## Dingle Dangle scarecrow

When all the cows were sleeping

And the sun had to bed

Up jumped the scarecrow

And this is what he said

I'm a dingle dangle scarecrow

With a flippy floppy hat

I can shake my hands this like and shake my feet like that

When all the hens were roosting and the moon behind a cloud

Up jumped the scarecrow and shouted very loud

I'm a dingle dangle scarecrow

With a flippy floppy hat

I can shake my hands this like and shake my feet like that



## Five fat sausages

Five fat sausages frying in a pan

Sizzle, sizzle, sizzle and one went BANG (clap hands)

Four fat sausages frying in a pan

Sizzle, sizzle, sizzle and one went BANG

Three fat sausages frying in a pan

Sizzle, sizzle, sizzle and one went BANG

Two fat sausages frying in a pan

Sizzle, sizzle, sizzle and one went BANG

One fat sausage frying in a pan

Sizzle, sizzle, sizzle and it went BANG



## Five Little Ducks

5 little ducks went out one day  
Over the hills and far away,  
Mother duck said quack quack quack,  
But only 4 little ducks came back.

4 little ducks went out one day  
Over the hills and far away,  
Mother duck said quack quack quack,  
But only 3 little ducks came back.


3 little ducks went out one day  
Over the hills and far away,  
Mother duck said quack quack quack,  
But only 2 little ducks came back.

2 little ducks went out one day  
Over the hills and far away,  
Mother duck said quack quack quack,  
But only 1 little duck came back.

1 little duck went out one day  
Over the hills and far away,  
Mother duck said quack quack quack,  
But none of the 5 little ducks came back.

So Mother duck went out one day  
Over the hills and far away,  
Mother duck called quack quack quack,  
And all of the five little ducks came back

---



## Five Little Monkeys

Five little monkeys jumpin' on the bed                      *(bounce baby on knees)*  
One fell off and bumped his (or her) head                      *(tilt baby to side, tap baby's head)*

Mama called the doctor and the doctor said...                      *(pretend to call on phone)*  
No more monkeys jumpin' on the bed!                      *(shake finger "no")*

Additional Verses:  
Four little monkeys..... *(repeat above with 3, 2, and 1)*

---

## Giddy up Horsey

Giddy-up, giddy-up, giddy-up horsey                      *(bounce baby on knees)*  
Giddy-up, Giddy-up, go, go go

Giddy-up, giddy-up, giddy-up horsey  
Giddy-up, giddy-up, Whoa!



## Grand Old Duke of York

Oh, the grand old Duke of York  
He had ten thousand men

*(gently bounce baby)*

He marched them up to the top of the hill  
And then he marched them down again

*(raise knees up or lift)*  
*(lower legs)*

And when they're up, they're up  
And when they're down, they're down

*(raise legs)*  
*(lower legs)*

But when they're only halfway up  
They were neither up nor down

*(raise legs halfway)*  
*(raise up and down quickly)*


---

## Happy and You Know It

If you're happy and you know it clap your hands,  
If you're happy and you know it clap your hands,  
If you're happy and you know it then you really ought to show it,  
If you're happy and you know it clap your hands.

*(Clap hands twice)*

If you're happy and you know it shout hooray,  
If you're happy and you know it shout hooray,  
If you're happy and you know it then you really ought to show it,  
If you're happy and you know it shout hooray.



If you're happy and you know it stamp your feet,  
If you're happy and you know it stamp your feet,  
If you're happy and you know it then you really ought to show it,  
If you're happy and you know it stamp your feet.

*(Stamp feet)*

If you're happy and you know it clap your hands,  
If you're happy and you know it clap your hands,  
If you're happy and you know it then you really ought to show it,  
If you're happy and you know it clap your hands.

*(Clap hands twice)*

---

## Heads, Shoulders, Knees and Toes

Heads and shoulders, knees and toes  
Knees and toes, knees and toes  
Heads and shoulders knees and toes  
We all clap hands together.  
Eyes and ears and mouth and nose  
Mouth and nose, mouth and nose,  
Eyes and ears and mouth and nose,  
We all clap hands together.

*(Touch each part of the baby as it is named)*

## Here We Go Up, Up, Up

Here we go up, up, up                   *(Lift baby up)*  
Here we go down, down, down,       *(Bring baby back to lap)*  
Here we go up, up, up,               *(Lift baby up)*  
Here we go down, down, down.       *(Bring baby back to lap)*

---

## Hickory Dickory Dock


Hickory Dickory Dock  
The mouse ran up the clock           *(Run fingers up arm)*  
The clock struck one,               *(Clap once)*  
The mouse ran down               *(Run fingers down arm)*  
Hickory Dickory Dock

Hickory Dickory Dock  
The mouse ran up the clock  
The clock struck two               *(clap twice)*  
The mouse said "Boo!"  
Hickory Dickory Dock

Hickory Dickory Dock  
The mouse ran up the clock  
The clock struck three           *(clap three times)*  
The mouse said "Whee!"  
Hickory Dickory Dock

Hickory Dickory Dock  
The mouse ran up the clock  
The clock struck four           *(clap four times)*  
The mouse said "no more!"  
Hickory Dickory Dock

---



## Hokey Pokey

You put your right foot in,  
You put your right foot out,  
You put your right foot in  
And you shake it all about.  
You do the Hokey Pokey  
And you turn yourself around,  
That's what it's all about.

You put your left foot in,  
You put your left foot out,  
You put your left foot in,  
And you shake it all about.  
You do the Hokey Pokey  
And you turn yourself around,  
That's what it's all about.

You put your right hand in,  
You put your right hand out,  
You put your right hand in  
And you shake it all about.  
You do the Hokey Pokey  
And you turn yourself around,  
That's what it's all about.

You put your left hand in,  
You put your left hand out,  
You put your left hand in,  
And you shake it all about.  
You do the Hokey Pokey  
And you turn yourself around,  
That's what it's all about.

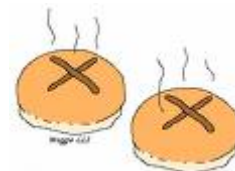
You put your whole self in,  
You put your whole self out,  
You put your whole self in  
And you shake it all about.  
You do the Hokey Pokey  
And you turn yourself around,  
That's what it's all about.



---

## Hot Cross Buns

Hot cross buns  
Hot cross buns  
One a penny two a penny  
Hot cross buns  
If you have no daughters give them to your sons  
One a penny two a penny  
Hot cross buns



## Humpty Dumpty

Humpty dumpty sat on a wall,  
Humpty dumpty had a great fall.  
All the king's horses and all the king's men,  
Couldn't put Humpty together again.

*(bounce baby on lap)*  
*(lower baby to ground)*



---

## I bounce you here

I bounce you here, I bounce you there  
I bounce you, bounce you everywhere

I tickle you here, I tickle you there  
I tickle you, tickle you everywhere

I hug you here, I hug you there  
I hug you, hug you everywhere

---

## I Hear Thunder

(melody: Frere Jacques)

I hear thunder I hear thunder,  
So do I, so do I,  
Pitter-patter raindrops, pitter-patter raindrops,  
I'm all dry, so am I.

*(Hold hands at ears)*

*(Hand twinkling raindrop movements)*

I hear thunder, I hear thunder,  
Hark, don't you? Hark, don't you?  
Pitter-patter raindrops, pitter-patter raindrops,  
I'm wet through, so are you.

*(Hold hands at ears)*

*(Hand twinkling raindrop movements)*

---

## I can sing a rainbow

Red and yellow and pink and green  
Purple and orange and blue  
I can sing a rainbow, sing a rainbow, sing a rainbow too

Listen with your eyes, listen with your eyes  
And sing everything you see  
You can sing a rainbow, sing a rainbow  
Sing along with me



## I'm a little teapot

I'm a little teapot  
Short and stout  
Here is my handle  
Here is my spout

When I get all steamed up  
Then I shout  
"Tip me over  
and pour me out!"

---



## Incy Wincy Spider

Incy Wincy Spider  
Climbed up the water spout  
Down came the rain  
And washed poor Incy out.  
Out came the sunshine  
Dried up all the rain  
Incy Wincy Spider  
Climbed up the spout again.

*(Use your hand to show the spider climbing up)  
(wiggle your fingers downwards for the rain)*

*(Move your arms in a big circle for the sunshine)*

---

## Jack be Nimble

Jack be nimble *(bounce baby on knees)*  
Jack be quick

Jack jumped over *(lift baby to other knee)*  
The candlestick!

Jack jumped high *(lift baby up)*  
Jack jumped low *(bring baby down)*

Jack jumped over *(lift baby to other knee)*  
And burnt his toe *(tickle toe)*



## Johnny works with one hammer

---


Johnny works with one hammer,  
One hammer, one hammer.  
Johnny works with one hammer.  
Now he works with two.  
Johnny works with two hammers...  
Johnny works with three hammers...  
Johnny works with four hammers...  
Johnny works with five hammers...  
Now his work is done.

*Pound air with fist.*

*Start with other hand.*

*Stamp foot.*

*Alternate stamping feet.*



---

## Kookaburra Sits

Kookaburra sits in the old gum tree  
Merry merry king of the bush is he  
Laugh Kookaburra, laugh kookaburra  
Gay your life must be.

---

## Little Bo-Peep

Little Bo-Peep has lost her sheep,  
And can't tell where to find them;  
Leave them alone, and they'll come home,  
Bringing their tails behind them.



---

## Little Frog

A little frog in a pond am I,  
Hippity, hippity, hop.  
And I can jump in the air so high,  
Hippity, hippity, hop.

*(Bounce baby on lap)*

*(Lift baby in the air)*

*(Bounce baby on lap)*



---

## Little Green Frog

Glumpf went the little green frog one day  
Glumpf went the little green frog  
Glumpf went the little green frog one day  
And the frog went Glumpf Glumpf Glumpf

But we all know frogs go "La de da de da"  
"La de da de da"  
"La de da de da"  
We all know frogs go "La de da de da"  
They don't go glumpf glumpf glumpf


---

## Little Peter Rabbit

Little Peter Rabbit had a fly upon his nose,  
Little Peter Rabbit had a fly upon his nose,  
Little Peter Rabbit had a fly upon his nose,  
And he swished it and he swashed it,  
And it flew away.

*(Make rabbit ears with fingers)*

*(Swish and swash in front of face)*  
*(Put hand behind back)*



---

## Little Red Wagon

Bumping up and down in my little red wagon,  
Bumping up and down in my little red wagon,  
Bumping up and down in my little red wagon,  
Having so much fun.


*(Bounce baby on lap)*

Here come my friends in their little red wagon,  
Here come my friends in their little red wagon,  
Here come my friends in their little red wagon,  
Having so much fun.

Pull me around in my little red wagon,  
Pull me around in my little red wagon,  
Pull me around in my little red wagon,  
Having so much fun.

Turn the corner in my little red wagon,  
Turn the corner in my little red wagon,  
Turn the corner in my little red wagon,  
Having so much fun.

Bumping up and down in my little red wagon,  
Bumping up and down in my little red wagon,  
Bumping up and down in my little red wagon,  
Having so much fun.



## Mary had a little lamb

Mary had a little lamb, little lamb, little lamb  
Mary had a little lamb  
Its fleece was white as snow;  
Everywhere that Mary went, Mary went, Mary went  
Everywhere that Mary went  
The lamb was sure to go.

---

## Nick Nack Paddiwack

This old man, he played one,  
He played nick nack on my thumb.  
With a nick nack paddiwack  
Give a dog a bone  
This old man came rolling home.


This old man, he played two,  
He played nick nack on my shoe.  
With a nick nack paddiwack  
Give a dog a bone  
This old man came rolling home.

This old man, he played three,  
He played nick nack on my knee.  
With a nick nack paddiwack  
Give a dog a bone  
This old man came rolling home.

This old man, he played four,  
He played nick nack on the floor.  
With a nick nack paddiwack  
Give a dog a bone  
This old man came rolling home.

This old man, he played five,  
He played nick nack on my hive.  
With a nick nack paddiwack  
Give a dog a bone  
This old man came rolling home.

---



## Old MacDonald Had A Farm

Old MacDonald had a farm e i e i o,  
And on that farm he had a cow e i e i o,  
With a moo moo here and a moo moo there,  
Here a moo there a moo everywhere a moo moo,  
Old MacDonald had a farm e i e i o.


Old MacDonald had a farm e i e i o,  
And on that farm he had some sheep e i e i o,  
With a baa baa here and a baa baa there,  
Here a baa there a baa everywhere a baa baa,  
Old MacDonald had a farm e i e i o.

Old MacDonald had a farm e i e i o,  
And on that farm he had a pig e i e i o,  
With a oink oink here and a oink oink there,  
Here a oink there a oink everywhere a oink oink,  
Old MacDonald had a farm e i e i o.

Old MacDonald had a farm e i e i o,  
And on that farm he had a horse e i e i o,  
With a neigh neigh here and a neigh neigh there,  
Here a neigh there a neigh everywhere a neigh neigh,  
Old MacDonald had a farm e i e i o

Old MacDonald had a farm e i e i o,  
And on that farm he had a chicken e i e i o,  
With a cluck cluck here and a cluck cluck there,  
Here a cluck there a cluck everywhere a cluck cluck,  
Old MacDonald had a farm e i e i o

Old MacDonald had a farm e i e i o,  
And on that farm he had a rooster e i e i o,  
With a \_\_\_ here and a \_\_\_ there,  
Here a \_\_\_ there a \_\_\_ everywhere a \_\_\_\_\_,  
Old MacDonald had a farm e i e i o.



---

## One Potato

One potato, two potato,  
Three potatoes, four,  
Five potatoes, six potatoes,  
Seven potatoes more.

*(placing one fist on top of another to build a tower.)  
When you reach seven start again.*



## One, Two, Three, Four, Five

One, two, three, four, five  
Once I caught a fish alive  
Six, seven, eight, nine, ten  
Then I let him go again.  
Why did you let him go?  
Because he bit my finger so.  
Which finger did he bite?  
This little one on the right.

*(Count fingers)*

*(Count fingers)*

*(Imitate fish swimming with hand)*

*(Shows pinky finger)*

---

## One, two buckle my shoe

One, two, buckle my shoe  
Three four knock at the door  
Five, six, pick up sticks  
Seven eight lay then straight  
Nine ten a big fat hen

*(touch toes)*

*(pretend to knock)*

*(bend down, scoop up)*

*(hold arm out)*



---

## Open, Shut them

Open shut them  
Open shut them  
Give a little clap  
Open shut them  
Open shut them  
Lay them in your Lap

*(open and close hands)*

*(clap)*

*(open and close hands)*

Creep them, creep them  
Creep them, creep them  
Way up to your chin  
Open up your little mouth  
But do not let them in

*(walk hands up chest)*

*(hands behind back)*



## Pat-a-Cake

Pat-a-cake, pat-a-cake, baker's man,  
Bake me a cake as fast as you can;  
Roll it and pat it and mark it with 'B',  
And put it in the oven for baby and me.

*(Clap hands)*

*(Tickle baby)*



---

## Pop goes the Weasel

All around the mulberry bush  
The monkey chased the weasel  
In an out and round about

*(bounce on knees)*

POP! goes the weasel

*(lift baby up)*

All around the cobblers bench  
The monkey chased the weasel  
That's the way the money goes

*(bounce on knees)*

POP! goes the weasel

*(lift baby up)*

All around the mulberry bush  
The monkey chased the weasel  
The monkey stopped to scratch his head

*(bounce on knees)*

POP! goes the weasel

*(lift baby up)*

---

## Ride a Cock Horse

Ride a Cock Horse  
To Banbury Cross  
To see a fine Lady  
Upon a White Horse

*(bounce baby on knees)*

With rings on her fingers  
And bells on her toes

*(touch baby's fingers)*  
*(touch baby's toes)*

She shall have music  
Wherever she goes

*(bounce again)*



## Riding in my car

Take you riding in my car, car  
Take you riding in my car, car  
Take you riding in my car, car  
I'll take you riding in my car

Horn it goes beep, beep  
Horn it goes beep, beep  
Beep beep beep beep, beep, beep  
I'll take you riding my car

The engine it goes brrmm, brrmm  
engine it goes brrmm, brrmm  
brrmm, brrmm, chugga chugga brrmm brrmm  
I'll take you riding my car

Windscreen wipers go swish, swish  
Windscreen wipers go swish, swish  
Swish swish swish swish  
I'll take you riding my car

Take you riding in my car, car  
Take you riding in my car, car  
Take you riding in my car, car  
I'll take you riding in my car



---

## Round and Round the Garden

Round and round the garden.      *(circle palm with finger)*  
Goes the Teddy Bear  
One step, two step                      *(walk fingers up arm)*  
Tickle 'em under there.              *(tickle under arm or chin)*

Round and round the haystack  
went the little mouse  
One step, two step  
In his little house

Round and round the lighthouse  
Up the spiral stair  
One step, two step  
And right up in the air

## Row, Row, Row your Boat

Row, row, row your Boat  
Gently down the stream  
Merrily, merrily, merrily, merrily  
Life is but a dream.


*(With your baby on your knee,  
take hold of their hands and  
rock gently backwards and forwards)*

Row, row, row your boat  
Gently down the stream  
If you see a crocodile  
Don't forget to scream.

Row, row, row your boat  
Gently to the shore  
If you see a lion there  
Don't forget to roar.

Row, row, row your boat  
Gently down the river  
If you see a polar bear  
Don't forget to shiver.

Rock rock rock your boat  
Gently to and fro  
Wibblely wobblely  
Wibblely wobblely  
Into the water you go – SPLASH!



---

## Rub a dub dub

Rub a dub dub  
Three men in a tub  
And who do you think they be?

The butcher,  
the baker  
the candlestick maker  
And out they jumped all three

*(tickle under left arm)  
(tickle under right arm)  
(tickle baby's tummy)*



---

## Shake my silly's out

I gotta shake, shake, shake my silly's out  
Shake shake shake my silly's out  
Shake shake shake my silly's out  
wiggle my waggles away

I gotta jump, jump, jump my jiggles out  
Jump, jump, jump my jiggles out  
Jump, jump, jump my jiggles out  
Wiggle my waggles away.

## Shoo Fly



Shoo fly don't bother me  
Shoo fly don't bother me  
Shoo fly don't bother me  
'Cause I don't want your company.

Shoo fly don't bother me  
Shoo fly don't bother me  
Shoo fly don't bother me  
'Cause I don't want your company

---

## **Skinnarmarinkydirydink Skinnarmarinkydirydo**

Skinnarmarinkydirydink. Skinnarmarinkydirydo.  
I love you.  
Skinnarmarinkydirydink. Skinnarmarinkydirydo.  
I love you.  
I love you in the morning and in the afternoon  
I love you in the evening underneath the moon.  
Skinnarmarinkydirydink. Skinnarmarinkydirydo.  
I love you.



---

## **Slowly Slowly**

Slowly slowly, very slowly (walk fingers up arm slowly)  
Creeps the garden snail  
Slowly slowly very slowly  
Up the wooden rail

Quickly quickly very quickly (run fingers up arm)  
Runs the little mouse  
Quickly quickly very quickly  
Round about the house

---

## Spot Song

Put a spot over here and a spot over there  
Put a spot on your ear, and a spot on your hair  
And a lot of little spots in the air everywhere  
It's a spotty kind of day



Put a stripe over here and a stripe over there  
Put a stripe on your ear, and a stripe on your hair  
And a lot of little stripes in the air everywhere  
It's a stripey kind of day



Put a swirl over here and a swirl over there  
Put a swirl on your ear, and a swirl on your hair  
And a lot of little swirls in the air everywhere  
It's a swirly kind of day




---

## Six little Ducks

6 little ducks that I once knew  
Fat ones, Skinny ones, pretty ones too  
But one little duck with a feather on his back  
He led the others with a quack quack quack quack quack quack quack quack quack  
He led the others with a quack quack quack

Down to the river they would go  
Wibble Wobble wibble wobble to and fro  
But one little duck with a feather on his back  
He led the others with a quack quack quack quack quack quack quack quack quack  
He led the others with a quack quack quack

Home from the river they would come  
Wibble wobble wibble wobble  
Ho hum hum  
But one little duck with a feather on his back  
He led the others with a quack quack quack  
quack quack quack  
quack quack quack  
He led the others with a quack quack quack



## Teddy Bear, Teddy Bear

Teddy Bear, Teddy Bear  
Touch your nose  
Teddy Bear, Teddy Bear  
Touch your toes  
Teddy Bear, Teddy Bear  
Touch the ground  
Teddy Bear, Teddy Bear  
Turn around  
Teddy Bear, Teddy Bear  
Climb the stairs  
Teddy Bear, Teddy Bear  
Turn off the light  
Teddy Bear, Teddy Bear  
Kiss goodnight.



---

## Ten in the Bed

There were ten in the bed and the little one said,  
Roll over! Roll over!  
So they all rolled over and one fell out.

There were nine, eight, seven, six, five, four, three, two ....

There was one in the bed and the little one said,  
Roll over! Roll over! And he fell out.

---

## The Cat and the Fiddle

Hey-diddle-diddle,  
The cat and the fiddle,  
The cow jumped over the moon;  
The little dog laughed to see such fun,  
And the dish ran away with the spoon.

*(lift baby into air)*



---

## The more we get together

The more we get together, together, together;  
The more we get together, the happier we'll be.  
'Cause your friends are my friends,  
And my friends are your friends.  
The more we get together, the happier we'll be.



## These are Baby's Fingers

These are Baby's fingers.                   (*Gently touch Baby's fingers*)  
These are Baby's toes.                    (*Gently touch Baby's toes*)  
This is Baby's belly button.            (*Point to Baby's belly button*)  
Round and round it goes.               (*Trace a circle on baby's belly*)

---

### **This little piggy**

This little piggy went to market  
This little piggy stayed home  
This little piggy ate roast beef  
This little piggy had none  
This little piggy cried  
wee, wee, wee all the way home

*(Touch or hold baby's big toe)*




*(Tickle the baby running up the leg to the tummy)*

---

### **This is the Way the Farmer Rides**

This is the way the farmer rides  
The farmer rides the farmer rides  
This is the way the farmer rides  
So early in the morning.  
This is the way the gentleman rides  
The gentleman rides the gentleman rides  
This is the way the gentleman rides  
So early in the morning.



This is the way the lady rides  
The lady rides the lady rides  
This is the way the lady rides  
So early in the morning.

The is the way the baby rides  
The baby rides the baby rides  
This is the way the baby rides  
So early in the morning.

---

## Three Jellyfish

Three Jelly fish, Three Jelly fish, Three Jelly fish  
Sitting on a rock  
One fell off

Two jellyfish, two jellyfish, two jellyfish  
Sitting on a rock  
One fell off


One jellyfish, one jellyfish, one jelly fish  
Sitting on a rock  
One fell off

No jellyfish, no jellyfish, no jelly fish  
Sitting on a rock  
One jumped on

One jellyfish, one jellyfish, one jelly fish  
Sitting on a rock  
Another jumped on

Two jellyfish, two jellyfish, two jellyfish  
Sitting on a rock  
Another jumped on

Three Jelly fish, Three Jelly fish, Three Jelly fish  
Sitting on a rock



---

## To Market, To Market

To market, to market,  
To buy a fat pig.  
Home again, home again,  
Jiggety jig.  
To market, to market,  
To buy a fat hog.  
Home again, home again  
Jiggety jog.

*(bounce child on lap, raise up on last verse)*

---

## Twinkle Twinkle Little Star

Twinkle twinkle little star.  
How I wonder what you are.  
Up above the world so high.  
Like a diamond in the sky.  
Twinkle twinkle little star.  
How I wonder what you are.

*(Twinkle fingers)*

*(Lift baby up)*  
*(Make a diamond shape)*  
*(Twinkle fingers)*



---

## Two Fat Gentleman

Two fat gentlemen met in a lane  
Bowed most politely, bowed once again  
How do you do? How do you do?  
How do you do again?

*(Thumbs up)*  
*(bow thumbs together)*

Two thin ladies met in a lane  
Bowed most politely, bowed once again  
How do you do? How do you do?  
How do you do again?

*(Index fingers up)*  
*(bow fingers together)*

Two tall policemen met in a lane  
Bowed most politely, bowed once again  
How do you do? How do you do?  
How do you do again?

*(Middle fingers up)*  
*(bow fingers together)*

Two happy schoolboys met in a lane  
Bowed most politely, bowed once again  
How do you do? How do you do?  
How do you do again?

*(Ring fingers up)*  
*(bow fingers together)*

Two little babies met in a lane  
Bowed most politely, bowed once again  
How do you do? How do you do?  
How do you do again?

*(Pinkies up)*  
*(bow fingers together)*

## Two Little Dickie Birds

Two little dickie birds sitting on a wall,  
One named Peter, one named Paul.  
Fly away Peter, fly away Paul.  
Come back Peter, come back Paul.

*(Bounce baby on lap)*  
*(Move baby's arms like wings)*  
*(Bounce baby on lap)*

---

## We're Going to the zoo

Daddy's taking us to the zoo tomorrow  
Zoo tomorrow, zoo tomorrow  
Daddy's taking us to the zoo tomorrow  
And we can stay all day

We're going to the zoo zoo zoo  
How about you you you  
You can come to to to  
We're going to the zoo, zoo zoo

See the elephant with the long trunk swinging  
Great big ears and a long trunk swinging  
Snuffling up the peanuts with the long trunk swinging  
We can stay all day



We're going to the zoo zoo zoo  
How about you you you  
You can come to to to  
We're going to the zoo, zoo zoo

See the all the monkeys, a scritch scritch scratching  
Jumping all around and a scritch scritch scratching  
Hanging by their long tails and scritch scritch scratching  
We can stay all day



We're going to the zoo zoo zoo  
How about you you you  
You can come to to to  
We're going to the zoo, zoo zoo

Well we stayed all day and we're getting sleep  
Sitting in the car getting sleep sleep sleepy  
Home already sleep sleep sleepy  
We have stayed all day

We've been to the zoo zoo zoo  
So have you you you  
You came to to to  
We've been to the zoo zoo zoo

Mummy's taking us to the zoo tomorrow  
Zoo tomorrow, zoo tomorrow  
Mummy's taking us to the zoo tomorrow  
And we can stay all day

We're going to the zoo zoo zoo  
How about you you you  
You can come to to to  
We're going to the zoo, zoo zoo

## Wheels on the Bus

The wheels on the bus go round and round,  
Round and round, round and round,  
The wheels on the bus go round and round,  
All the way to town.

The horn on the bus goes beep, beep, beep,  
Beep, Beep Beep, Beep Beep Beep,  
The horn on the bus goes beep, beep, beep,  
All the way to town.

The wipers on the bus go swish, swish, swish  
Swish, swish, swish, swish, swish, swish,  
The wipers on the bus go swish, swish, swish,  
All the way to town.

The babies on the bus go waa waa waa  
Waa, waa, waa, waa, waa, waa,  
The babies on the bus go waa, waa, waa,  
All the way to town.



---

## Where is Thumbkin?

Where is Thumbkin? Where is Thumbkin?  
Here I am. Here I am.  
How are you today Sir?  
Very well I thank you.  
Run and hide, run and hide.

*(Bob fingers)*  
*(Show thumb or touch baby's thumb)*

*(Hide hand behind back)*

Where is Pointer?  
Where is Longman?  
Where is Ringman?  
Where is Pinkie?

---

## Wiggerly Woo

Wiggerly woo wiggerly woo,  
Let's all do the wiggerly woo,  
Wiggerly woo, wiggerly woo,  
Woo woo, wiggerly woo.

Swings your arms, round and round,  
Tap your two feet on the ground,  
Clap your hands in front of you,  
That's how you do the wiggerly woo.

Wiggerly woo wiggerly woo,  
Let's all do the wiggerly woo,  
Wiggerly woo, wiggerly woo,  
Woo woo, wiggerly woo

Wriggle your fingers all about,  
Shake your head till the hair sticks out,  
Kick your legs like dancers do,  
That's how you do the wiggerly woo.



---

## Zip- a-dee-doo-dah

Zip-a-dee-doo-dah, zip-a-dee-ay,  
My, oh, my, what a wonderful day.  
Plenty of sunshine headin' my way,  
Zip-a-dee-doo-dah, zip-a-dee-ay!

Mister Bluebird on my shoulder,  
It's the truth, it's "actual"  
Everything is "satisfactual."

Zip-a-dee-doo-dah, zip-a-dee-ay,  
Wonderful feeling, wonderful day!



# Resources

## Parenting collection

The Unley Library has a large collection of parenting books available for loan. This collection is located in the entrance of the kids space and covers a range of issues related to parenting.

## Children's resources

The Unley Library Service has a large children's collection available for loan.

- Music CD's,
- DVD's
- Videos
- CD-ROMs
- Picture books
- Board books
- Children's Non fiction
- Children's fiction
- Children's books on tape/CD
- Beginner reader kits

It is never too early for your baby to become a member of the library. Talk to a staff member about joining your baby.

## Unley Toy Library

The Unley Toy Library offers toys and games for children at all levels of development. It also offers games for adults. Any resident of South Australia is able to join the Unley Toy Library.

Annual Membership fees apply. Contact 8372 5174


### *Opening hours*

Tuesday	10.30am- 12.30pm 2.00pm- 5.00pm
Wednesday	2.00pm- 5.00pm
Thursday	2.00pm- 5.00pm
Friday	10.30am-12.30pm
Saturday	10.30am-3.00pm

The Advertiser  
**THE LITTLE**  
BIG BOOK CLUB

Collect your **FREE**  
reading pack here.

NEW PACK FOR 2010



Available to parents  
or caregivers of babies  
aged between  
6 and 12 months.

To collect your pack  
simply present your  
baby's personal health  
record (the blue book  
issued by Child  
and Youth Health).



[www.thebigbookclub.com.au](http://www.thebigbookclub.com.au)

**The Advertiser** The Little Big Book Club is proudly supported by the Government of South  
**THE LITTLE** Australia through Arts SA, The State Library through its Public Library Services  
**BIG BOOK CLUB** and Public Libraries of South Australia with the support of Local Government.



Government  
of South Australia



## The Little Big Book Club pack

[www.thelittlebigbookclub.com.au](http://www.thelittlebigbookclub.com.au)

If your baby is aged between 6 and 12 months, The Advertiser Little Big Book Club is offering you and your baby a **FREE** reading pack consisting of:

- A book
- It's Rhyme time DVD and booklet
- Your baby's first library bag
- A list of public libraries in South Australia

Simply present your child's **Personal Health Record (your blue book)** at the Unley, Goodwood or Fullarton Park Library to receive your pack.

Look for the blue 0-2 colour coded stickers on our picture books to assist you in selecting books for your baby.

## The Little Big Book Club 0-2 reading list and craft activities

Each month, The Little Big Book Club recommends a book or series of books for each age bracket, Birth - 2 years, 2 & 3 years and 4 & 5 years. These recommendations are offered as a guide to what books are likely to be appropriate at the various age levels. However, all children develop at their own pace and have their own likes and dislikes. Try a range of books - your child will let you know which ones they like and those they don't.

The link below takes you to a selection of titles recommended for children aged Birth–2 years of age. <http://www.thelittlebigbookclub.com.au/page.php?section=373>

The monthly selection for each age bracket also comes with a relevant craft suggestion that ties in with the book. The link below takes to you the activity idea's page where you will find the current month as well as past craft activities which are easy to download and print off.

<http://www.thelittlebigbookclub.com.au/page.php?section=419>



# The Advertiser

## THE LITTLE BIG BOOK CLUB



### The Little Big Book Club special publications

The special publications below have all been designed in consultation with early childhood specialists and parents for children aged 3-5 years of age.

#### Vegemite Little Aussie Reader Scrapbooks

Since September, 2007 this interactive resource helps and encourages parents to make time to read aloud to children from infancy. Vegemite Little Aussie Reader Scrapbooks contain:

- Tips for parents on reading aloud to their children
- Age appropriate booklists to help parents select appropriate books
- Sections to record family memories and words
- Actions to nursery rhymes, clapping and action songs



They are available on-line at: <http://www.thelittlebigbookclub.com.au/page.php?section=582>



#### It's a b c Time

Since September 2009, *It's a b c Time* is a national, multilayered project. The alphabet picture and activity books promote letter knowledge, phonological awareness (the awareness that language is composed of sounds and the understanding of the relationship of these sounds in sentences, syllables, and rhyming) and also encourage children to write and draw.

Importantly, *It's a b c Time* is based on the understanding that children learn best through play and love spending time with their families - it's fun!

They are available on-line at:

<http://www.thelittlebigbookclub.com.au/page.php?section=820>



## **Online parenting information**

### ***Child and Youth Health***

Located behind the Fullarton Community Centre 411 Fullarton Road, Fullarton

On the website you will find news and practical health information for parents, carers and young people.

[www.cyh.com.au](http://www.cyh.com.au)

### ***Parenting SA***

Website full of fact sheets with helpful hints on a wide range of parenting issues plus information on parenting groups.

[www.parenting.sa.gov.au](http://www.parenting.sa.gov.au)

### **Raising Children Network**

New website for parents which is supported by the Australian Government. Features include information from newborn to school age, picture instructions for essential baby care skills and techniques plus Baby Karaoke where you can learn the words to songs and rhymes

[www.raisingchildren.net.au](http://www.raisingchildren.net.au)

### **Child Care Links Program**

The Child Care Links East project is funded by the Australian Government under the Family Support Program. It aims to improve the health and well being of young children by supporting families to enhance their role as caregivers using child care services to encourage the development of child friendly communities.

The City of Burnside supports the Child Care Links Project, working in partnership with the Cities of Unley and Norwood, Payneham and St. Peters. FREE monthly parenting information seminars are held which cover a diverse range of topics for parents, grandparents and carers with the information generally relevant for children aged birth to 12. They are held at various venues and times throughout the year. For more information please visit <http://www.burnside.sa.gov.au/site/page.cfm?u=1458> or contact Kate Hallam on 8366 4133 or email [khallam@burnside.sa.gov.au](mailto:khallam@burnside.sa.gov.au).