
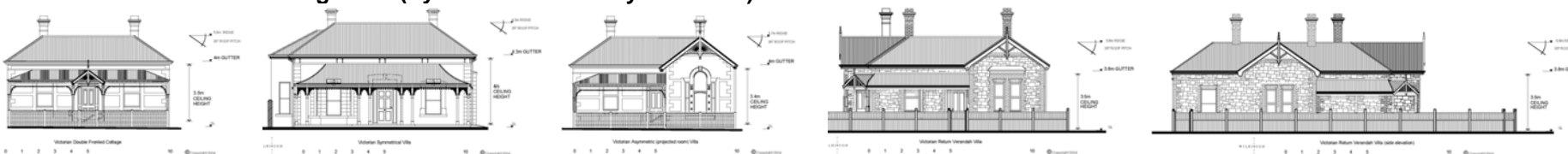





# Contributory Items (Residential Historic Conservation Zone)

## Valued Sites (Residential Streetscape (Built Form) Zone)

### Design Guide 1a

Typical Building Examples and Signature Features	Residential Historic Conservation Zone							Residential Streetscape (Built Form) Zone		
	Policy Area							8 - Compact	9 - Spacious	10 - Grand
Primary ✓ Complementary ✓ 1 - Goodwood Estate 2 - Parkside St Ann's Estate 3 - Fullarton Roseberry Estate 4 - Milliswood Page Estate 5 - Milliswood Woodridge Estate 6 - Unley & Malvern Trimmer Estate 7 - Unley park Heywood Estate										
<b>Victorian single-fronted / attached cottage - 1840's-1890's</b> 		✓				✓				
<b>Victorian double-fronted cottage/villa (Symmetrical and Asymmetrical) – 1860's-1890's</b> 	✓	✓	✓	✓		✓	✓	✓	✓	
<b>Turn-of-Century single-fronted and double-fronted cottage/villa (Symmetrical and Asymmetrical) – 1890's-1920's</b> 		✓	✓			✓	✓	✓	✓	✓
<b>Inter-War I &amp; II – 1910's – 1930's</b> 			✓	✓	✓	✓	✓	✓	✓	✓
<b>Later Inter War I &amp; II (and Immediate Post) – 1920's-1940's</b> 			✓	✓	✓		✓		✓	✓

This is only a guide not intending to substitute for any statutory policy requirements of the Unley Development Plan, Building Code or any associated legislation, and should be read in conjunction with relevant legislation and policy requirements.