

Kindle Paperwhite

Available for loan

getting started


On/Off

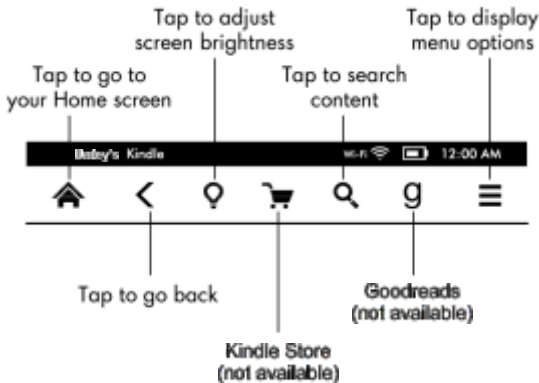
To turn the Kindle Paperwhite on, press the power button on the base of the reader. To turn it off hold the power button for seven seconds until the power dialogue displays on screen and then select *Screen Off*.

Sleep mode

The Kindle will automatically go into sleep mode after a few minutes of inactivity and a screensaver displays. To wake up/put the Kindle into sleep mode, press and release the power button.

Home screen

The Home screen displays all the books available on the device. The books can be listed by title or displayed by their covers. If you are not sure you are on the Home screen, tap the top of the screen to bring up the toolbar and tap the Home icon - 



At any time, you can tap at the top of the screen to bring up this toolbar.

Reading a book

Once you are at the Home screen, you can select a book to read.


- To scroll through the book titles, swipe a finger across the screen right to left (if in a list of titles, swipe up and down to scroll).
- To select a book to read, tap the cover/title. The book may open to the beginning, or to the last page read.

- To turn the pages of the book, tap the left or right of the screen.
- Tap the top of the screen to bring up the reading toolbar. Tapping the *Go to* button will bring up a navigation window. You can use this to move about the book, particularly if you need to return to the beginning.



Do not hesitate to ask our staff to assistance.

Charging the Kindle

The Kindle is powered by a rechargeable battery. A battery icon  at the top right displays the level of charge. To recharge the Kindle, plug the accompanying power cord into the base of the reader (alongside the power button) and connect the other end to mains power. A lightning bolt will appear on the battery icon and an indicator light on the base of the reader will turn amber. When the Kindle is charged the light will turn green. Full charging should take less than four hours.

Lending terms and conditions

- Kindle loans are free.
- There is a limit of one Kindle per card. Borrower must be 12 years or older.
- Loan period is 28 days with no extensions. Standard overdue procedures apply.
- The Kindle must be returned to one of the City of Unley Libraries branches and directly to a staff member.
- **Do not return the Kindle into any after hours or in-house return chutes. This may damage the Kindle - this is your responsibility. Full replacement cost of the equipment is \$250.**
- The Kindles are checked before they are issued out to you. If you have problems with the equipment, please contact the Libraries on 8372 5100.
- All library Kindles have had restrictions placed on them and have been disconnected from the Kindle Store - you will be unable to download new content from Amazon and some device features will be unavailable.

By borrowing a Kindle from the Unley Libraries, you agree to the following:

- You will not tamper with the Kindle, accessories, digital books, or attempt to load digital books or attach any equipment to the Kindle.
- Accept full financial liability for the Kindle and accessories while in your possession.
- Agree to pay full costs associated with any damage to, loss of, or theft of the Kindle.
- Agree that the library may use any appropriate means to collect the amount owed for fees, damage, loss or theft.

**icons and toolbar graphics are from the Kindle Paperwhite user guide*